






2022151 Growthpoint Seniors Super 6 Eden  
WD 55

Box 1

				1.	2.	3.	4.	5.	6.	
650006	WP		1.	Michelle WHITEHEAD Rene DE WET		1-6, 6-7	6-2, 6-2	6-1, 6-1	GR8 20 Dec 1:00pm	Opponent W/O
TSA640102	GE		2.	Karin STEENKAMP Sharon COETZEE	6-1, 7-6		GR8 20 Dec 11:00am	GR8 20 Dec 1:00pm	5-7, 6-7	6-4, 6-0
TSA651092	EDEN		3.	Wendy CROWTHER Mary Anne BEVISS- CHALLINOR	2-6, 2-6	GR8 20 Dec 11:00am		7-6, 6-1	1-6, 1-6	Opponent W/O
TSA641126	WP		4.	karin du PLESSIS Sandra HENRICO	1-6, 1-6	GR8 20 Dec 1:00pm	6-7, 1-6		W/O	Opponent W/O
TSA650007	EDEN		5.	Christine VAN COLLER Rida BESTER	GR8 20 Dec 1:00pm	7-5, 7-6	6-1, 6-1	Opponent W/O		6-0, 6-2
TSA641032	LIM		6.	Allison HERNANDEZ-MALDONADO Julie CHAMBERS	W/O	4-6, 0-6	W/O	W/O	0-6, 2-6	

Standings	Points	Wins	Losses	Sets	Games
1. BESTER / VAN COLLER	8	4	0	8 - 0 (100%)	38 - 15 (71.7%)
2. DE WET / WHITEHEAD	6	3	1	6 - 2 (75%)	31 - 19 (62%)
3. COETZEE / STEENKAMP	4	2	1	4 - 2 (66.67%)	36 - 25 (59.02%)
4. BEVISS- CHALLINOR / CROWTHER	4	2	2	4 - 4 (50%)	19 - 31 (38%)
5. HENRICO / PLESSIS	2	1	3	2 - 6 (25%)	9 - 25 (26.47%)
6. CHAMBERS / HERNANDEZ-MALDONADO	0	0	5	0 - 10 (0%)	6 - 24 (20%)