





2024043 GE Rainbow Kidz Mini 1 10+U  
Green Ball Boys

Box 1

				1.	2.	3.	4.	5.
TSA141273			1. PHAHLAMOHHLAKA Boikhantso		6-1	2-5	7-0	7-0
TSA141396	GC		2. BOTHA Aron	1-6		0-7	6-1	4-3
TSA141162	GC		3. WILKINSON Kyle	5-2	7-0		7-0	7-0
TSA151231	GE		4. MOUSTAKIS Timmy	0-7	1-6	0-7		0-7
TSA151193	GN		5. BECKER Nathan	0-7	3-4	0-7	7-0	



Standings	Points	Wins	Losses	Sets	Games
1. Kyle WILKINSON	0	4	0	4 - 0 (100%)	26 - 2 (92.86%)
2. Boikhantso PHAHLAMOHHLAKA	0	3	1	3 - 1 (75%)	22 - 6 (78.57%)
3. Aron BOTHA	0	2	2	2 - 2 (50%)	11 - 17 (39.29%)
4. Nathan BECKER	0	1	3	1 - 3 (25%)	10 - 18 (35.71%)
5. Timmy MOUSTAKIS	0	0	4	0 - 4 (0%)	1 - 27 (3.57%)

Box 2

				1.	2.	3.	4.	5.
TSA141272			1. MOTABENG Junior		1-6	W/O	0-7	2-5
TSA151236	GC		2. GOVINDASAMI Thanesan	6-1		2-5	3-4	1-6
TSA161051	GE		3. BEZUIDENHOUT Leon	Opponent W/O	5-2		3-4	4-3
TSA141427	GE		4. GOMES DE JESUS Santiago	7-0	4-3	4-3		4-3
TSA141250	GN		5. BILLSON Levi	5-2	6-1	3-4	3-4	


Standings	Points	Wins	Losses	Sets	Games
1. Santiago GOMES DE JESUS	0	4	0	4 - 0 (100%)	19 - 9 (67.86%)
2. Levi BILLSON	0	2	2	2 - 2 (50%)	17 - 11 (60.71%)
3. Leon BEZUIDENHOUT	0	3	1	2 - 1 (66.67%)	12 - 9 (57.14%)
4. Thanesan GOVINDASAMI	0	1	3	1 - 3 (25%)	12 - 16 (42.86%)
5. Junior MOTABENG	0	0	4	0 - 3 (0%)	3 - 18 (14.29%)

Box 3

				1.	2.	3.	4.	5.
TSA141261	NWP		1. MULLER Ross		6-1	4-3	6-1	4-3
TSA151092	GC		2. GROBLER D&apos;Niel	1-6		5-2	6-1	5-2
TSA161097	GC		3. HOBSON Joseph	3-4	2-5		7-0	3-4
	GN		4. MALAN Divan	1-6	1-6	0-7		1-6
TSA141489	GN		5. WOLHUTER Emile	3-4	2-5	4-3	6-1	

Standings	Points	Wins	Losses	Sets	Games
1. Ross MULLER	0	4	0	4 - 0 (100%)	20 - 8 (71.43%)
2. D&apos;Niel GROBLER	0	3	1	3 - 1 (75%)	17 - 11 (60.71%)
3. Joseph HOBSON	0	1	3	1 - 3 (25%)	15 - 13 (53.57%)
4. Emile WOLHUTER	0	2	2	2 - 2 (50%)	15 - 13 (53.57%)
5. Divan MALAN	0	0	4	0 - 4 (0%)	3 - 25 (10.71%)

Box 4

				1.	2.	3.	4.	5.
TSA151038	NWP		1. KROON De Villiers		1-6	W/O	6-1	W/O
TSA141140	GC		2. HOBSON David	6-1		3-4	6-1	7-0
TSA141445	GC		3. OSTOJA MATTEO	Opponent W/O	4-3		W/O	6-1
TSA151138			4. MASANGO Ryan	1-6	1-6	Opponent W/O		6-1
TSA151133			5. MASILO Remothabetse	Opponent W/O	0-7	1-6	1-6	

Standings	Points	Wins	Losses	Sets	Games
1. David HOBSON	0	3	1	3 - 1 (75%)	22 - 6 (78.57%)
2. MATTEO OSTOJA	0	3	1	2 - 0 (100%)	10 - 4 (71.43%)
3. Ryan MASANGO	0	2	2	1 - 2 (33.33%)	8 - 13 (38.1%)
4. De Villiers KROON	0	1	3	1 - 1 (50%)	7 - 7 (50%)
5. Remothabetse MASILO	0	1	3	0 - 3 (0%)	2 - 19 (9.52%)

1/2 Playoff

Kyle WILKINSON	
Ross MULLER	Kyle WILKINSON 6-1
Santiago GOMES DE JESUS	Kyle WILKINSON 7-0
David HOBSON	Santiago GOMES DE JESUS 4-3

3/4 Playoff

Ross MULLER	
David HOBSON	Ross MULLER 4-3

5/6 Playoff

Boikhantso PHAHLAMOHHLAKA	
D&apos;Niel GROBLER	D&apos;Niel GROBLER Walkover C3    Sun Apr 21, 10am
Levi BILLSON	
C2    Sun Apr 21, 9am	
MATTEO OSTOJA	

7/8 Playoff

D1	
C2	

9/10 Playoff

Aron BOTHA	
E1    Sun Apr 21, 9am	
Joseph HOBSON	
	E3    Sun Apr 21, 10am
Leon BEZUIDENHOUT	
E2    Sun Apr 21, 9am	
Ryan MASANGO	

11/12 Playoff

E1	
F1    Sun Apr 21, 10am	
E2	

13/14 Playoff

Nathan BECKER

G1 Sun Apr 21, 9am  
Emile WOLHUTER

G3 Sun Apr 21, 10am  
Thanesan GOVINDASAMI  
Thanesan GOVINDASAMI

Thanesan GOVINDASAMI  
De Villiers KROON

Walkover

15/16 Playoff

G1

H1

17/18 Playoff

Timmy MOUSTAKIS

I1 Sun Apr 21 9:30am  
Divan MALAN

I3 Sun Apr 21 10:30am  
Junior MOTABENG  
Remothabetse MASILO

Junior MOTABENG  
Remothabetse MASILO

19/20 Playoff

I1

J1 Sun Apr 21 10:30am  
I2